



xpore

Eco-friendly Waterproof
Breathable Textile Solutions

Care Instructions for Xpore Fabrics


Proper care of your Xpore fabrics ensures they perform at their best and extend their lifespan. Follow our detailed instructions to keep your gear in top condition, providing you with reliable protection and durability for all your adventures.

How to Care for Your Xpore Fabrics

Taking good care of your Xpore garments is simple and ensures long-lasting performance. This includes washing both waterproof Xpore outerwear and non-waterproof clothing. Always follow the garment manufacturer's instructions, typically found on the inner label.



Things You'll Need:




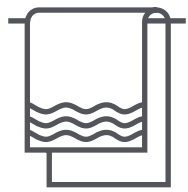

Washing Machine



Liquid Detergent



Dryer
(Recommended)



Iron, towel, or cloth
(Optional, if no dryer available)



Water Repellent Treatment
(As needed to restore water repellency)

How to Wash Xpore Garments

Proper care ensures your Xpore garments perform well and last longer. Always refer to the inner tag for specific washing instructions.

WASH

Step 1 Preparation

- Zip up all zippers, including the front, pockets, and pit zips.
- Fasten any loose velcro and straps.

Step 2 Washing

- Machine wash at low temperature (delicate mode) or hand wash.
- Use a small amount of liquid detergent (avoid powder detergents).
- Rinse twice and minimize spinning.

Detergent:

- Use a small amount of liquid detergent or a specific detergent for functional clothing, such as Nikwax®.
- Avoid fabric softeners, cold cleaning agents, or bleach.
- Rinse twice and minimize spinning.



DRY

How to Dry Xpore Garments

Step 1 Drying

- Line dry in the shade or tumble dry at a low temperature.
- Avoid drying at high temperatures.

Step 2 Restoring Water Repellency

- Once dry, tumble dry on a warm, gentle cycle for 15-20 minutes to reactivate the durable water repellent (DWR) finish.
- If a dryer isn't available, iron the dry garment with a gentle setting (warm, no steam). Protect the garment with a towel or cloth while ironing.
- You can perform this step anytime you notice the water repellency needs a boost.



How to Reapply Durable Water Repellent (DWR) on Xpore Garments

Step 1 Identify the Need

- If water no longer beads and runs off after washing, it's time to reapply DWR.

Step 2 Apply DWR Treatment

- Choose a DWR product, either as a pump-spray or wash-in.
- Follow the product instructions to apply it to the garment's outer fabric.

Step 3 Activate the DWR

- Tumble dry the garment on a warm, gentle cycle for 15-20 minutes to activate the DWR treatment.
- If a dryer isn't available, iron the dry garment on a gentle setting (warm, no steam), placing a towel or cloth between the garment and the iron.

Note:

- Always follow the manufacturer's instructions for drying methods.

RE-APPLY





Special Care



Machine Wash :
Delicate
Below 30°C



Hand Wash :
Below 30°C



Do Not Bleach



Do Not Wring



Do Not Dry
Clean



Line Dry in
Shade



Tumble Dry
Low Temp :
Below 40°C



Ironing :
Below 100°C

WASHING

- Detergent : We recommend using a neutral liquid detergent or a detergent for functional clothing. Do not use fabric softeners, cold cleaning agents or bleach.
- Machine wash : Close all zippers and Velcro. Put clothes into a mesh laundry bag. Select a low temperature and gentle wash mode. Wash separately.
- Hand wash : No need to soak. Wash on low setting (below 30°C). Do not twist or wring.

✕ Do not dry clean.

- Drying : Dry in a mesh laundry bag at low speed. Line dry in shade or tumble dry at low temperature (below 40°C). Avoid direct exposure to sunlight.

Maintenance

- Zipper use : Xpore uses a professional-grade waterproof zipper with a full-structure waterproof coating. To maintain its waterproofing capability, right-angle pulling is recommended.
- Cleaning frequency : For daily maintenance, brush lightly with a soft brush. A more thorough wash before storage is recommended only at the end of a season so as to prolong the product's performance quality.
- Ironing : Iron on low temperature (below 100°C) on padded cloth.
- Restoring water repellency : Water repellency of the outer fabric will degrade with repeated washing, but water-repellent agents can help with restoration. After spraying the outer fabric evenly, line dry in shade or tumble dry at low temperature (below 40°C) for 15-20 minutes.

xpore



xpore-global.com



Linkedin



Instagram



BenQ
Materials Corp

29 Jianguo E. Rd., Guishan, Taoyuan 333403, Taiwan
Tel: +886-3-374-8800 Fax: +886-3-361-9900
www.xpore-global.com